



VLWP-HD70-TR

18G, HDMI Wall plate w/POC
(1-Gang US Decora, 40M@4K, 70M@1080P) White color Tx



User Manual

VER 2.1

Thank you for purchasing this product

Please read these instructions carefully for optimum performance and safety before connecting, operating, or adjusting this product. Please keep this manual for future reference.

A surge protection device is recommended.

This product contains sensitive electrical components that electrical spikes may damage, surges, electric shocks, lightning strikes, etc. The use of surge protection systems is highly recommended to protect and extend the life of your equipment.

Table of Contents

1. Introduction.	2
2. Features.....	2
3. Package Contents.	2
4. Specifications.	3
5. Operation Controls and Functions.	4
5.1. Front Panel.	4
5.2. Rear Panel.....	4
6. Application Example.	6

1. Introduction

The HDBaseT Wall-plate Transmitter can transmit up to 4K2K@60 (4:4:4) video over a single CAT6/6a/7 cable up to 130ft/40m or 1080p up to 230ft/70m. It supports Power over Cable (POC) functionality that allows for greater flexibility in installations. It also supports two-way IR and RS-232.

2. Features

- ☆ HDMI 2.0b 18Gbps, HDCP 2.2 compliant
- ☆ up to 4K2K@60Hz(4:4:4), 4K2K@30Hz, 1080p@120Hz
- ☆ up to 7.1 channels HD audio
- ☆ HDBaseT™ over a single CAT 6/6a/7 cable up to 230ft/70m distance
- ☆ One HDMI input, 1 Gang US Decora Wall Plate
- ☆ Two-way IR and RS-232
- ☆ POC (Power Over Cable) function is supported; either TX or RX is powered by a 24V1A power supply, the other does not need power supply from the DC jack. POC Power consumption is less than 10W.
 - ※ **See Description 1**
- ☆ Transfer Bidirectional Infrared control signal together with the HDMI signal.
 - ※ **See description 2.**
- ☆ Transfer Bidirectional RS-232 control signal together with the HDMI signal.
 - ※ **See description 3.**

3. Package Contents

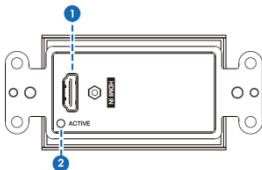
- ① 1× 18G HDMI Wall Plate Transmitter
- ② 2× Phoenix connectors (3 pins)
- ③ 2× Phoenix connectors (2 pins)
- ④ 1× User Manual

4. Specifications

Technical	
HDMI Compliance	HDMI 2.0b
HDCP Compliance	HDCP 1.4 and HDCP 2.2
Video Bandwidth	18 Gbps
Video Resolution	up to 4K2K@50/60Hz(YUV4:4:4),4K2K@30Hz, 1080P@120Hz, and 1080P 3D@60Hz
Color Space	RGB/YCbCr 4:4:4, YCbCr 4:2:2
Color Depth	10-bit, 12-bit
HDMI Audio Formats	LPCM 2/5.1/7.1CH, Dolby Digital, DTS 5.1, Dolby Digital+, Dolby TrueHD, DTS-HD Master Audio, Dolby Atmos, DTS:X
Optical Audio Formats	LPCM 2CH, LPCM 5.1, Dolby Digital 2/5.1CH, DTS 2/5.1CH
ESD Protection	Human body model—±8kV (Air-gap discharge) & ±4kV(Contact discharge)
Connections	
Transmitter	Inputs: 1x HDMI Type A [19-pin female] 1x IR INPUT [Phoenix jack] 1x RS-232 [Phoenix jack] Outputs:1x HDBaseT Out [RJ45] 1x IR OUTPUT [Phoenix jack] 1x RS-232 [Phoenix jack]
Mechanical	
Housing	Plastic-Front Panel, Metal-Rear Case
Color	White-Front Panel, Black-Rear Case
Dimensions	103.5mm [W] x 46mm [D] x 30mm [H]
Weight	163g
Power Supply	Input: AC100 - 240V 50/60Hz, Output: DC 24V/1A (US/EU standards, CE/FCC/UL certified)
Power Consumption	9W (Max)
Operating Temperature	32 - 104°F / 0 - 40°C
Storage Temperature	-4 - 140°F / -20 - 60°C
Relative Humidity	20 - 90% RH (no condensation)

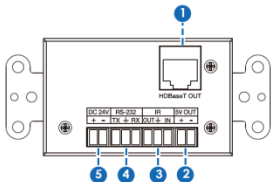
5. Operation Controls and Functions

5.1 Front Panel



No.	Name	Function description
1	HDMI IN	Connect to HDMI source devices such as Blu-ray or PS4 player.
2	ACTIVE	Green LED input signal indicator.

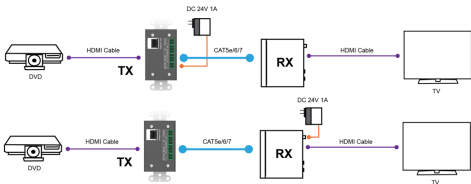
5.2 Rear Panel



No.	Name	Function description
1	HDBaseT OUT	HDBaseT output port. Connect the HDBaseT receiver with a UTP cable.
2	5V OUT	Supply 5V power for external IR receiver.
3	IR IN/OUT	Use the phoenix jack to connect input or output.
4	RS-232	Use the phoenix jack to connect or control the system to transmit RS-232 commands.
5	DC 24V	Use the phoenix jack to connect the power supply.

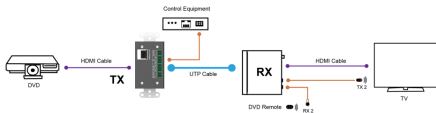
※ Description 1

POC (Power over Cable) Application Example



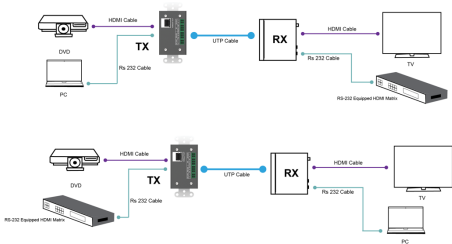
※ Description 2

Bidirectional Infrared control Application Example



※ Description 3

Bidirectional RS-232 control Application Example



6. Application Example

